
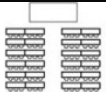

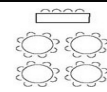


Floor Plans

EMERALD - First Floor							
	Dimension	Area					Reception
Ball Room	84x51	4284	500	220	100	220	700
EMERALD I	51x28	1428	150	70	40	70	220
EMERALD II	51x28	1428	150	70	40	70	220
EMERALD III	51x28	1428	150	70	40	70	220
PRE FUNCTION	-	3270	-	-	-	-	-
* Dimension = L x W * Area is in Sq. Ft.							